

# The Christmas Box by the Numbers

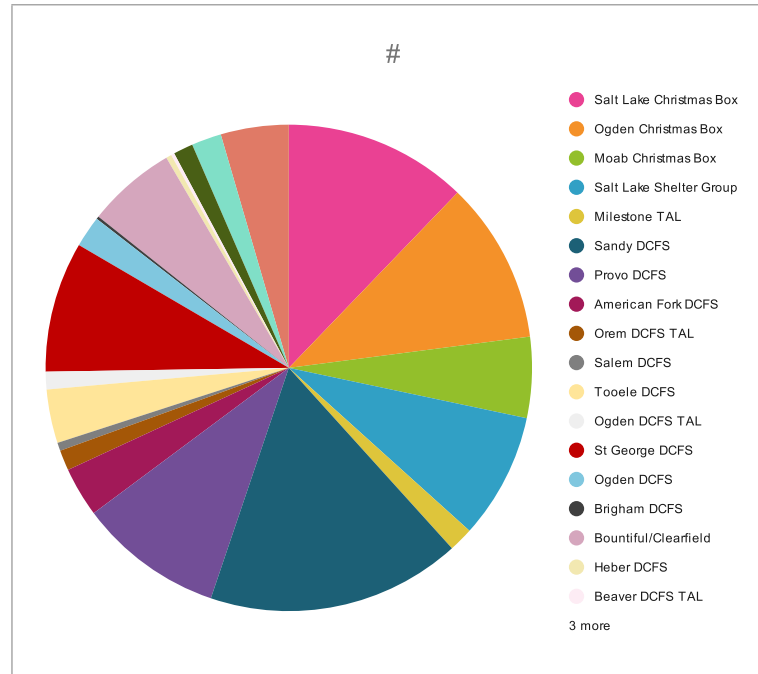
FY 2023/24

## The Christmas Box Houses

<b>MOAB CHRISTMAS BOX HOUSE</b>	<b>#</b>	<b>SALT LAKE CHRISTMAS BOX</b>	<b>#</b>	<b>SALT LAKE SHELTER GROUP HOME</b>	<b>#</b>	<b>OGDEN CHRISTMAS BOX</b>	<b>#</b>	
Children Served		Children Served		Children Served		Children Served		<b>Total Children Served</b>
	119		270		185		236	<b>810</b>

## The Christmas Box Resource Rooms

BY ROOM	#
Salt Lake Christmas Box House	270
Ogden Christmas Box House	238
Moab Christmas Box House	119
Salt Lake Shelter Group Home	185
Milestone TAL	36
Sandy DCFS	374
Provo DCFS	213
American Fork DCFS	73
Orem DCFS TAL	30
Salem DCFS	12
Tooele DCFS	79
Ogden DCFS TAL	26
St George DCFS	192
Ogden DCFS	46
Brigham DCFS	4
Bountiful/Clearfield DCFS	131
Heber DCFS	8
Logan DCFS	0
Beaver DCFS TAL	5
West Valley DCFS	29
Orem DCFS	44
Cedar City DCFS	100
Richfield DCFS	



### Total Youth Served

2,214

# The Christmas Box by the Numbers

FY 2023/24

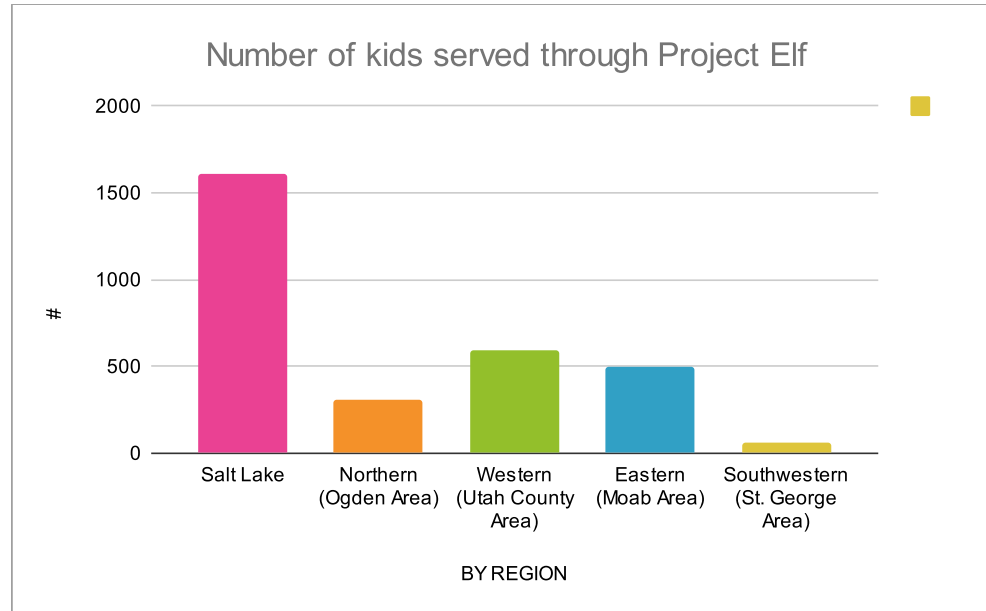
## Project Elf

### BY REGION

	#
Salt Lake	1613
Northern (Ogden Area)	306
Western (Utah County Area)	591
Eastern (Moab Area)	499
Southwestern (St. George Area)	59

### Total Youth Served

3,068



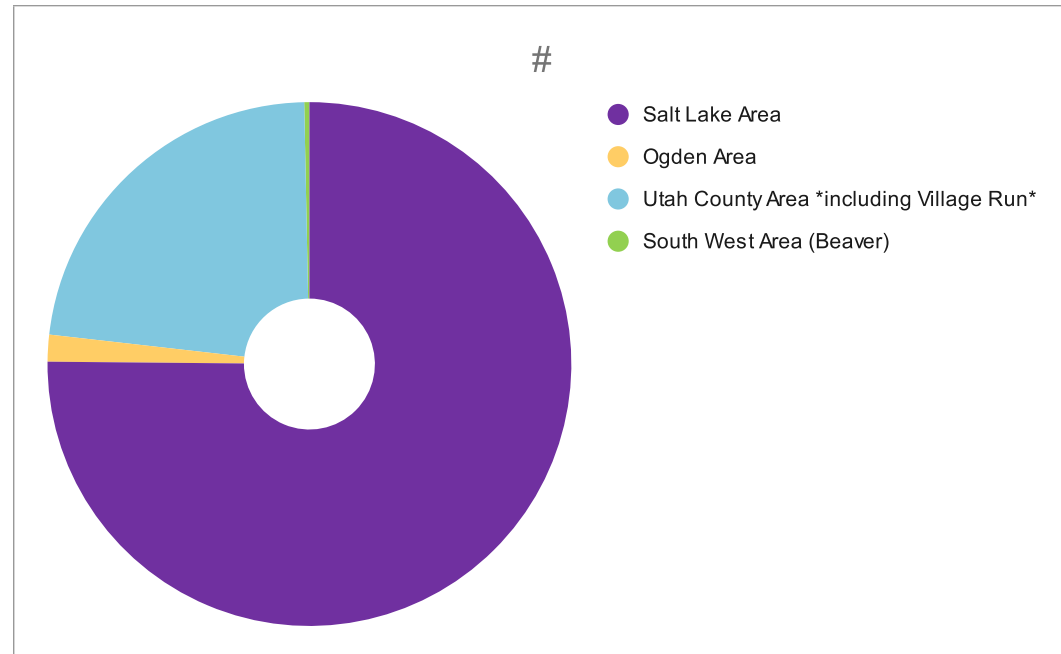
# The Christmas Box by the Numbers FY 2023/24

## Transitioning to Adult Living

BY REGION	#
Salt Lake Area	1182
Ogden Area	26
Utah County Area *including Village Run*	360
South West Area (Beaver)	5

### Total Youth Served

**1,573**



# The Christmas Box by the Numbers

FY 2023/2024

## International Projects

Partner Organization	Youth Served	Region
Eagle Condor	350	Peru, Equador, and Columbia
4 A Better Tomorrow	475	Dominican Republic
Youth Making a Difference	78	India
Reach The Children	700	Kenya

### TOTAL YOUTH SERVED

**1603**

# The Christmas Box by the Numbers

FY 2023/24

## Volunteer Support

BY PROGRAM	#	Hours
Salt Lake Christmas Box House & Donation Center	95	380
Ogden Christmas Box House & Resource Room	163	376
Moab Christmas Box House	25	157
Salt Lake Christmas Club	108	338
Project Elf	228	456

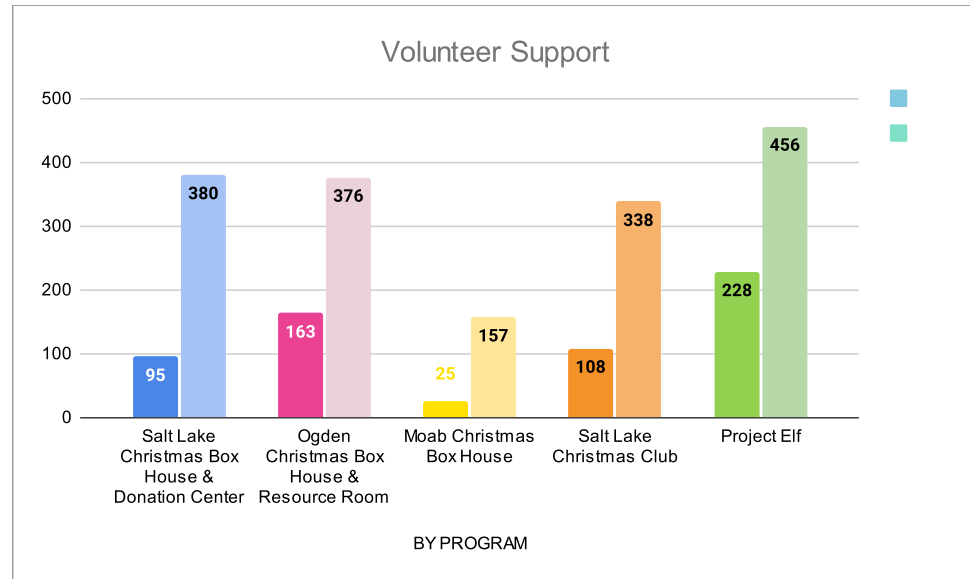
### Total Volunteers

**619**

### Total Volunteer Hours

**1251**

\*Some numbers duplicated due to volunteers working with multiple programs.



# The Christmas Box by the Numbers FY 2023/2024

## TOTAL CHILDREN, TEENS, AND YOUNG ADULTS SERVED

**Christmas Box Houses**

**810**

**Christmas Box Rooms**

**2,214**

**Project Elf**

**3,068**

**Transitioning to Adult Living**

**1,573**

**International Projects**

**1,603**

**Community Partner Sharing**

**6,897**

\*Some numbers duplicated due to youth accessing multiple programs. Therefore to find the total number of children, youth, and young adults served, we subtract duplicates\*

**TOTAL YOUTH SERVED**

**13,667**