

# The Christmas Box by the Numbers

FY 2022/23

## The Christmas Box Houses

<b>MOAB CHRISTMAS BOX HOUSE</b>	<b>#</b>	<b>SALT LAKE CHRISTMAS BOX</b>	<b>#</b>	<b>SALT LAKE SHELTER GROUP HOME</b>	<b>#</b>	<b>OGDEN CHRISTMAS BOX</b>	<b>#</b>
Children Served	119	Children Served	300	Children Served	201	Children Served	360

**Total Children Served**

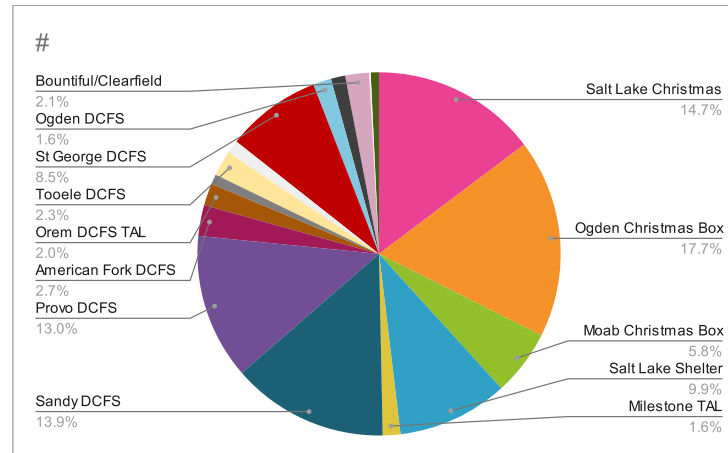
**980**

# The Christmas Box by the Numbers

FY 2022/23

## The Christmas Box Resource Rooms

BY ROOM	#
Salt Lake Christmas Box House	300
Ogden Christmas Box House	360
Moab Christmas Box House	119
Salt Lake Shelter Group Home	201
Milestone TAL	32
Sandy DCFS	284
Provo DCFS	264
American Fork DCFS	56
Orem DCFS TAL	40
Salem DCFS	18
Tooele DCFS	46
Ogden DCFS TAL	24
St George DCFS	173
Ogden DCFS	33
Brigham DCFS	26
Bountiful/Clearfield DCFS	43
Heber DCFS	0
Logan DCFS	0
Beaver DCFS TAL	3
West Valley DCFS	15
Orem DCFS	NA
Cedar City DCFS	NA



Total Youth Served

2,037

# The Christmas Box by the Numbers

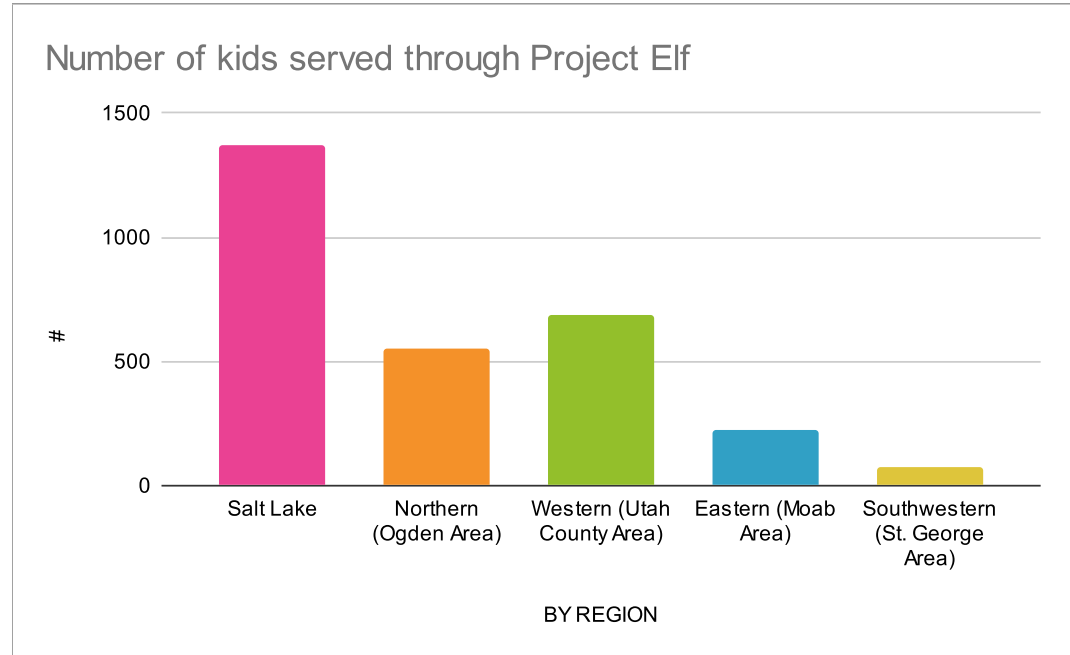
FY 2022/23

## Project Elf

BY REGION	#
Salt Lake	1368
Northern (Ogden Area)	552
Western (Utah County Area)	688
Eastern (Moab Area)	224
Southwestern (St. George Area)	71

### Total Youth Served

2,903



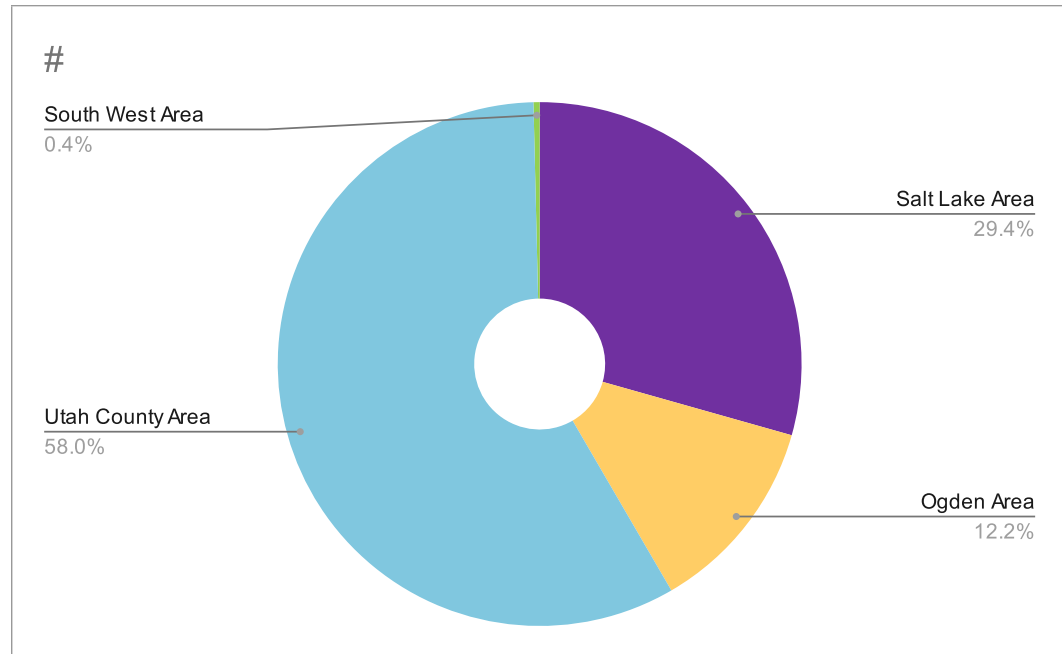
# The Christmas Box by the Numbers FY 2022/23

## Transitioning to Adult Living

BY REGION	#
Salt Lake Area	233
Ogden Area	97
Utah County Area *including Village Run*	460
South West Area (Beaver)	3

**Total Youth Served**

**793**



# The Christmas Box by the Numbers

FY 2022/23

## Volunteer Support

BY PROGRAM	#	Hours
Salt Lake Christmas Box House & Resource Room	135	286
Ogden Christmas Box House & Resource Room	60	153
Moab Christmas Box House	163	289
Project Elf	173	385

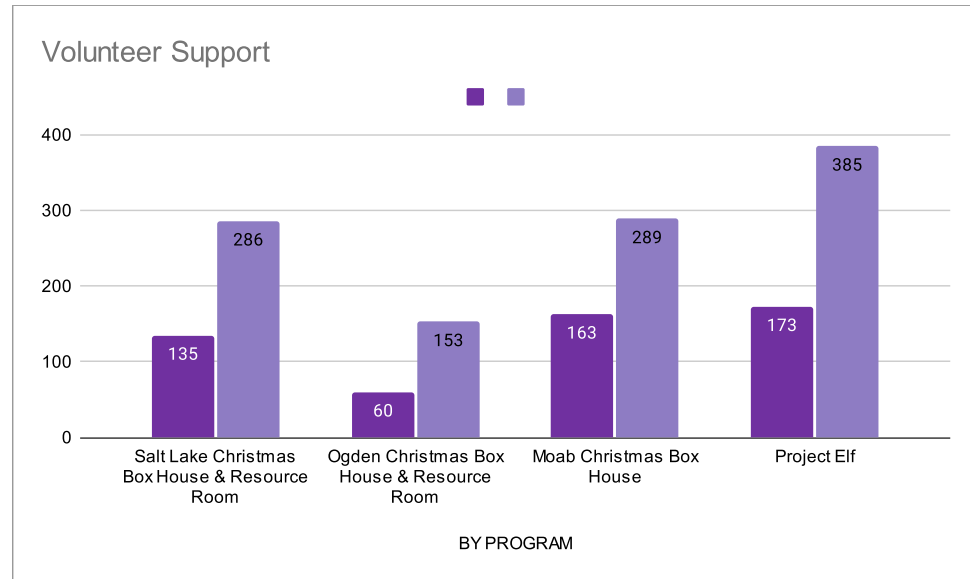
### Total Volunteers

**531**

### Total Volunteer Hours

**1,113**

\*Some numbers duplicated due to volunteers working with multiple programs.



# The Christmas Box by the Numbers **FY 2022/23**

## International Projects

<b>BY REGION</b>	<b>#</b>
Colombia, Ecuador, & Peru	200

<b>Partner Organizations</b>
Eagle Condor

### **Total Youth Served**

**200**

# The Christmas Box by the Numbers FY 2022/23

## TOTAL CHILDREN, TEENS, AND YOUNG ADULTS SERVED

**Christmas Box Houses**



**Christmas Box Rooms**



**Project Elf**



**Transitioning to Adult Living**



**International Projects**



**Community Partner Sharing**



\*Some numbers duplicated due to youth accessing multiple programs. Therefore to find the total number of children, youth, and young adults served, we subtract duplicates\*

**TOTAL YOUTH SERVED**

