

The Christmas Box by the Numbers

FY 2021/22

The Christmas Box Houses

MOAB CHRISTMAS BOX HOUSE	#	SALT LAKE CHRISTMAS BOX	#	SALT LAKE SHELTER GROUP HOME	#	OGDEN CHRISTMAS BOX	#
Children Served	101	Children Served	292	Children Served	172	Children Served	261

Total Children Served

826

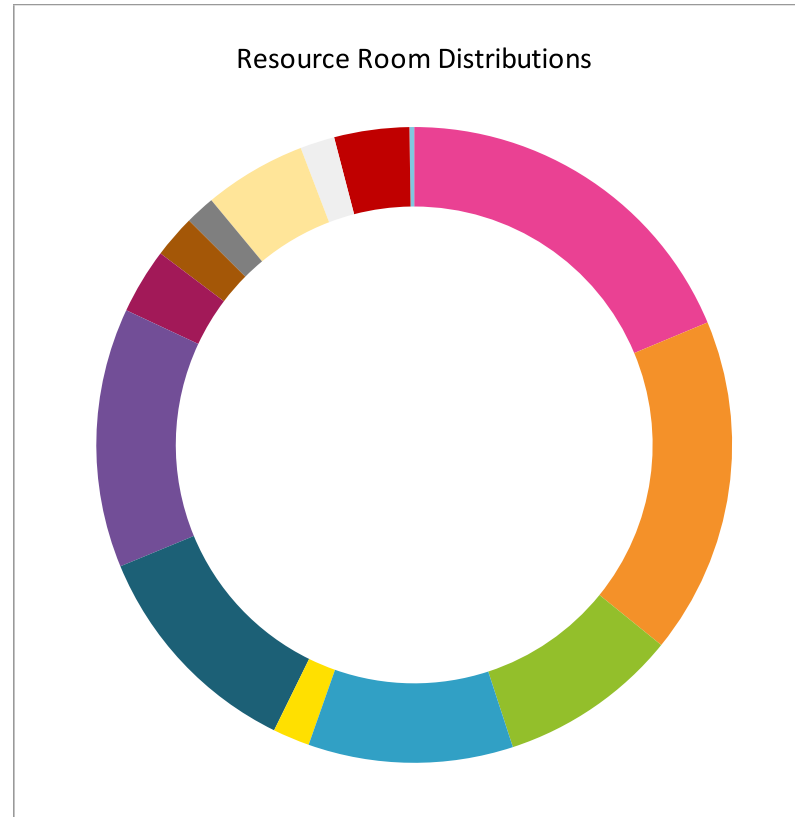
The Christmas Box by the Numbers

FY 2021/22

The Christmas Box Resource Rooms

BY ROOM

	#
Salt Lake Christmas Box House	309
Ogden Christmas Box House	283
Moab Christmas Box House	151
Salt Lake Shelter Group Home	172
JourneyUP Mentor Project	31
Sandy DCFS	190
Provo DCFS	218
American Fork DCFS	55
Orem DCFS TAL	36
Salem DCFS	25
Tooele DCFS	86
Ogden DCFS TAL	29
St George DCFS	63
Brigham DCFS	4



Total Youth Served

1,652

The Christmas Box by the Numbers

FY 2021/22

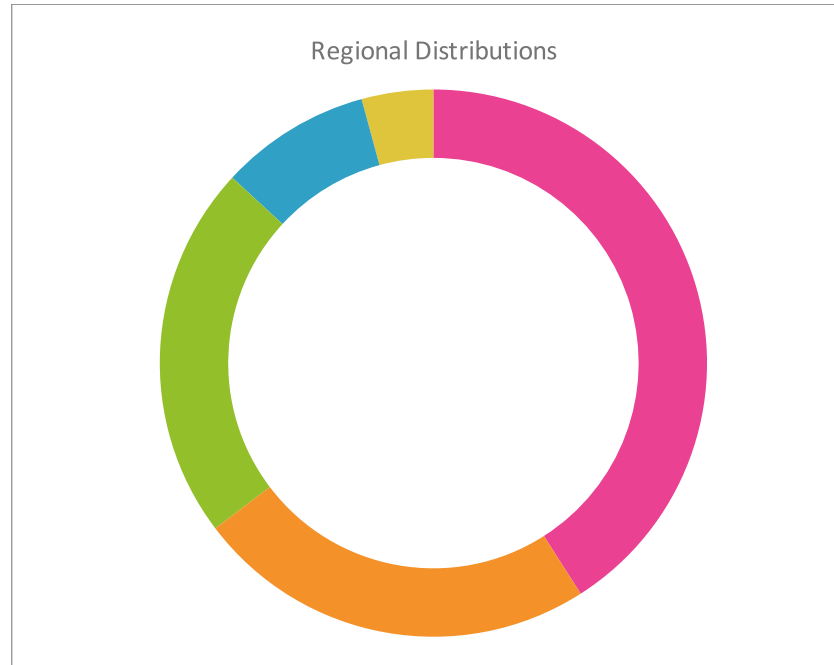
Project Elf

BY REGION

	#
Salt Lake	1084
Northern (Ogden Area)	628
Western (Utah County Area)	587
Eastern (Moab Area)	236
Southwestern (St. George Area)	112

Total Youth Served

2,647



The Christmas Box by the Numbers FY 2021/22

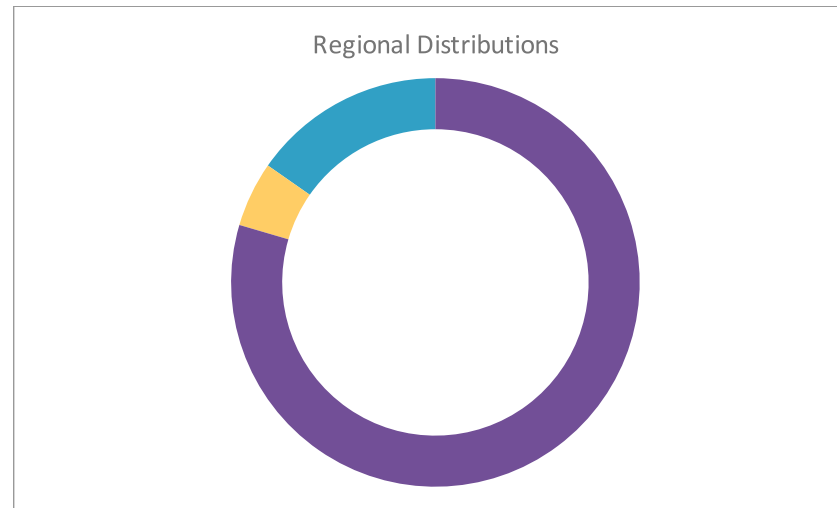
JourneyUP Project

BY REGION

	#
Salt Lake Area	447
Ogden Area	29
Utah County Area	86

Total Youth Served

562



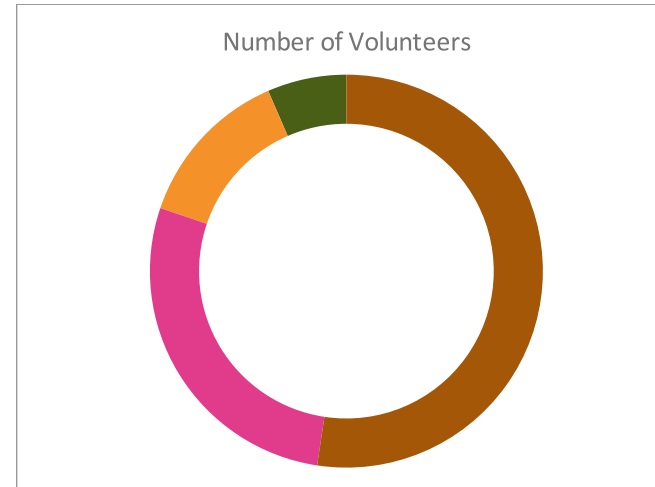
The Christmas Box by the Numbers

FY 2021/22

Volunteer Support

BY PROGRAM

	#	Hours
Salt Lake Christmas Box House & Resource Room	209	691
Ogden Christmas Box House & Resource Room	111	351
Moab Christmas Box House	53	691
Project Elf	26	149



Total Volunteers

399

Total Volunteer Hours

1882

*Some numbers duplicated due to volunteers working with multiple programs.

The Christmas Box by the Numbers FY 2021/22

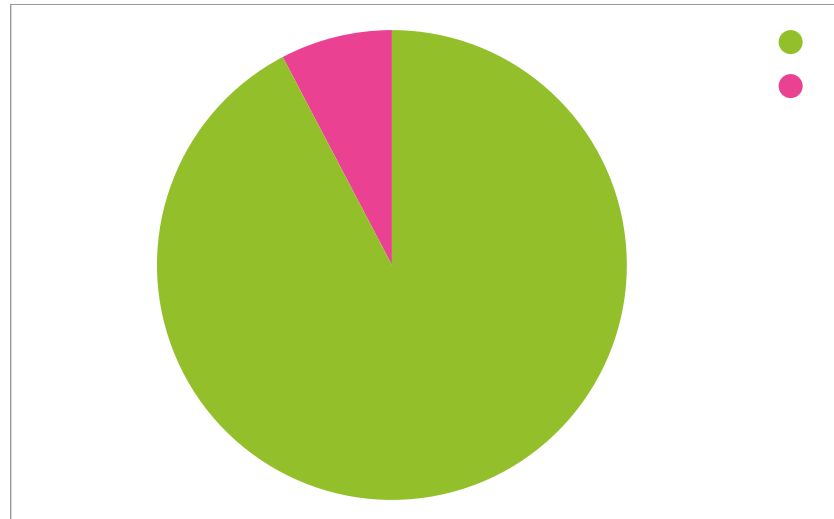
International Projects

BY REGION	#
Colombia, Ecuador, & Peru	600
Kenya	50

Partner Organizations
Eagle Condor
Education for Generations

Total Youth Served

650



The Christmas Box by the Numbers FY 2021/22

TOTAL CHILDREN, TEENS, AND YOUNG ADULTS SERVED

Christmas Box Houses



Christmas Box Rooms



Project Elf



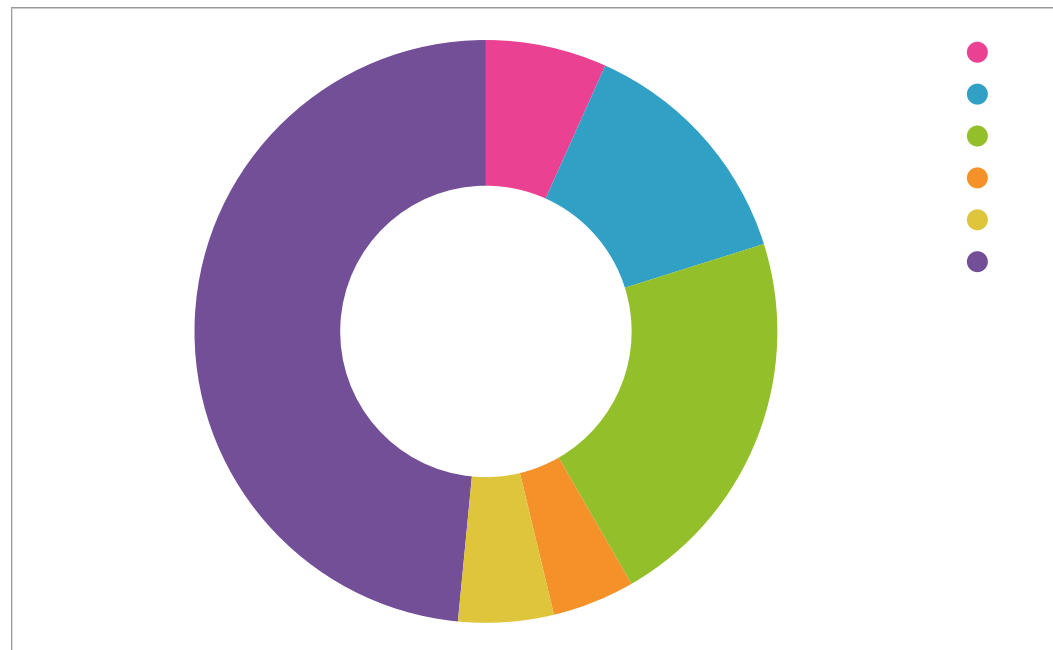
Journey Up



International Projects



Other Community Youth



Some numbers duplicated due to youth accessing multiple programs. Therefore to find the total number of children, youth, and young adults served, we subtract duplicates

TOTAL YOUTH SERVED

