

# The Christmas Box by the Numbers

FY 2020/21

## The Christmas Box Houses

<b>MOAB CHRISTMAS BOX HOUSE</b>	<b>#</b>	<b>SALT LAKE CHRISTMAS BOX</b>	<b>#</b>	<b>OGDEN CHRISTMAS BOX</b>	<b>#</b>
Children Served	126	Children Served	407	Children Served	237

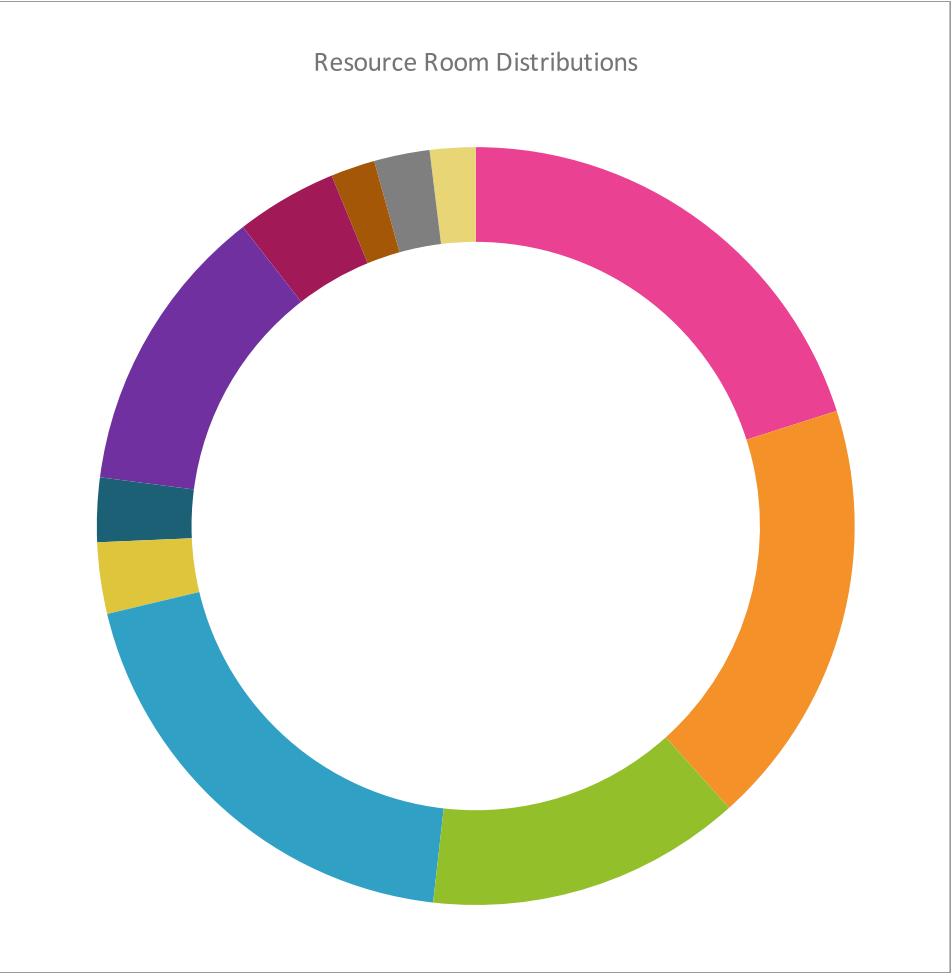
**Total Children Served**

**770**

# The Christmas Box Resource Rooms

## BY ROOM

Room Name	#
Salt Lake Christmas Box House	330
Ogden Christmas Box House	300
Moab Christmas Box House	221
Salt Lake Shelter Group Home	320
JourneyUP Mentor Project	50
Sandy DCFS	45
Provo DCFS	204
American Fork DCFS	71
Orem DCFS TAL	31
Salem	39
Tooele DCFS	32



## Total Youth Served

**1,643**

# The Christmas Box by the Numbers

FY 2020/21

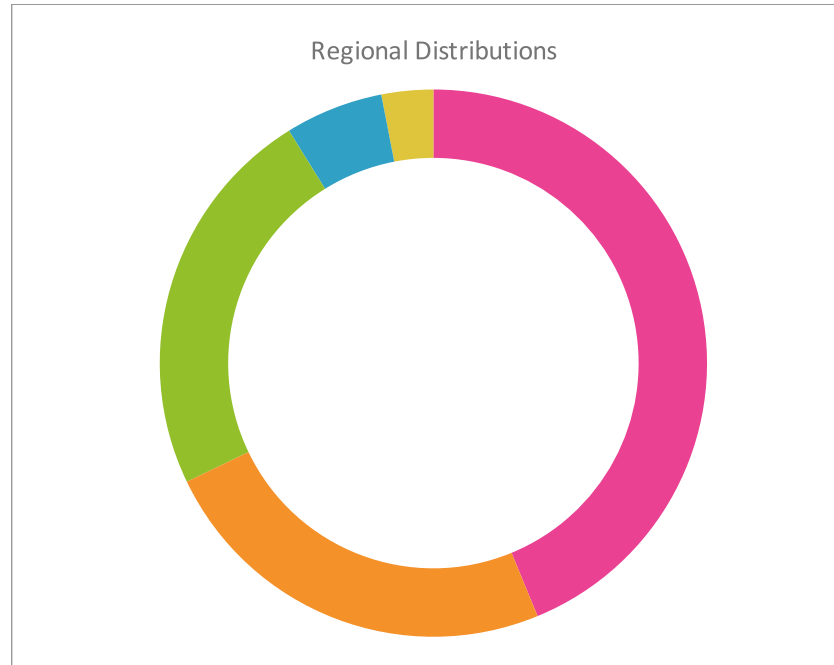
## Project Elf

### BY REGION

	#
Salt Lake	831
Northern (Ogden Area)	457
Western (Utah County Area)	442
Eastern (Moab Area)	110
Southwestern (St. George Area)	58

### Total Youth Served

1,898



# The Christmas Box by the Numbers FY 2020/21

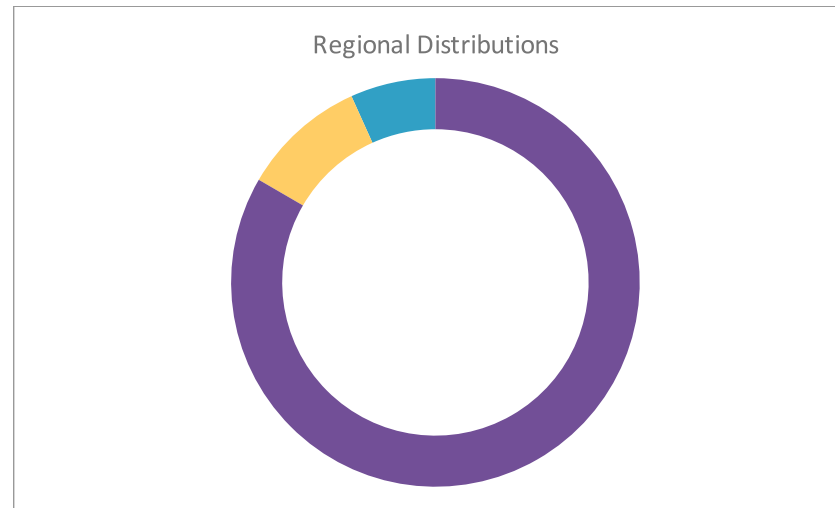
## JourneyUP Project

### BY REGION

	#
Salt Lake Area	928
Ogden Area	110
Utah County Area	75

### Total Youth Served

**1,113**



# The Christmas Box by the Numbers FY 2020/21

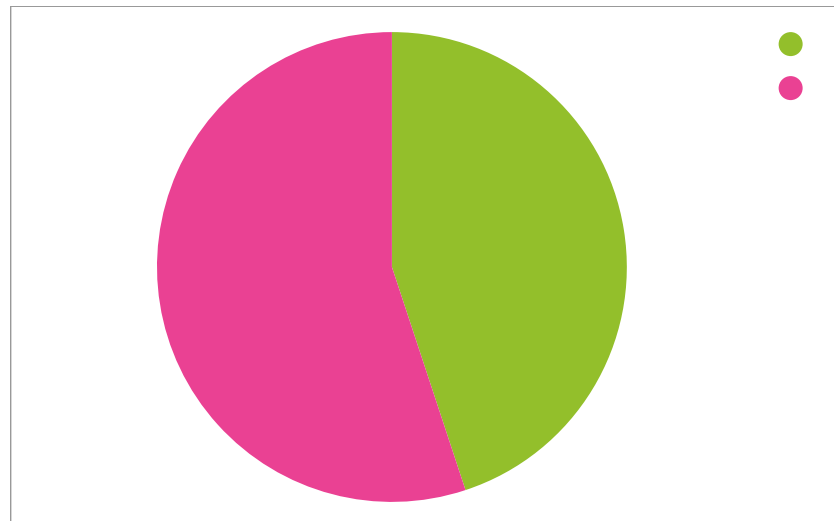
## International Projects

BY REGION	#
Colombia, Ecuador, & Peru	310
Kenya	380

### Total Youth Served

690

Partner Organizations
Eagle Condor
Education for Generations



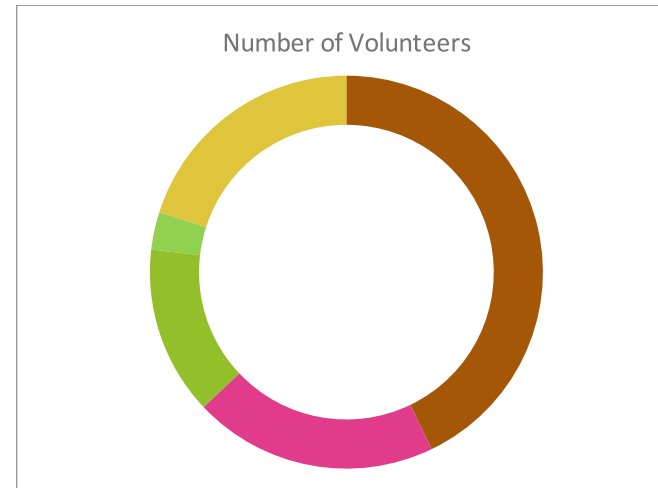
# The Christmas Box by the Numbers

FY 2020/21

## Volunteer Support

### BY PROGRAM

	#	Hours
Salt Lake Christmas Box House & Resource Room	111	
Ogden Christmas Box House & Resource Room	52	
Moab Christmas Box House	36	
Board of Directors	8	
Utah Valley Resource Rooms	0	
Project Elf	52	



### Total Volunteers

**259**

\*Some numbers duplicated due to volunteers working with multiple programs.

# The Christmas Box by the Numbers

FY 2020/21

## TOTAL CHILDREN, TEENS, AND YOUNG ADULTS SERVED

Christmas Box Houses



Christmas Box Rooms



JourneyUP Project



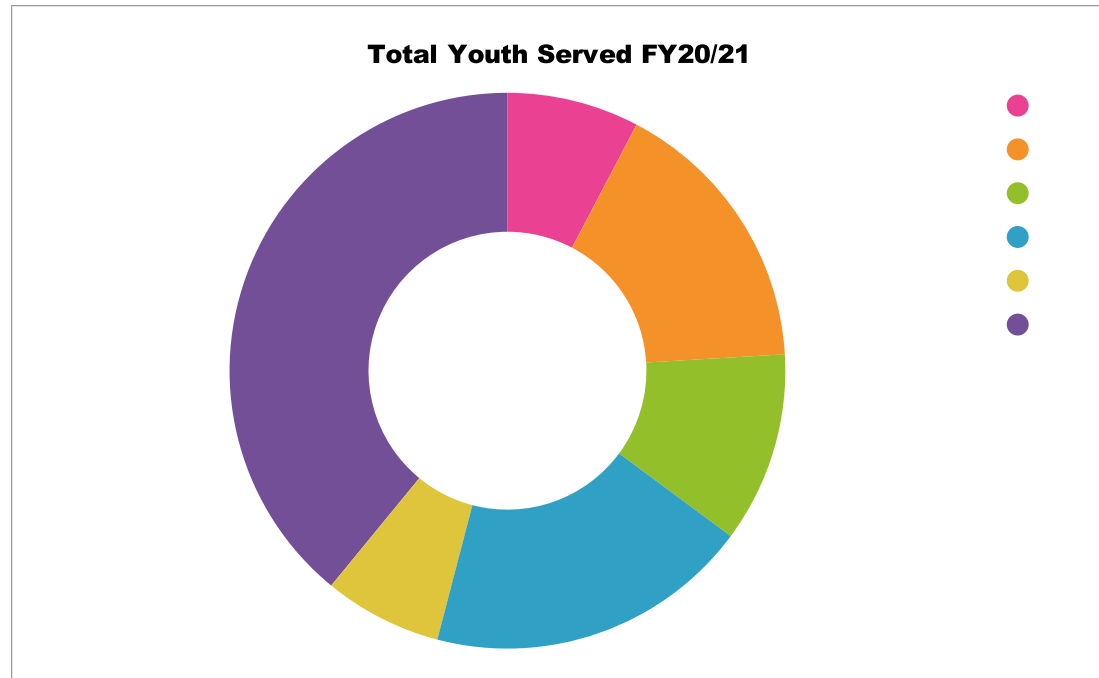
Project Elf



International Projects



Other Community Youth



\*Some numbers duplicated due to youth accessing multiple programs. Served approximately 10,037 unique children, youth, and young adults.